

# 390-407 New.pdf

---

WORD COUNT

6550

TIME SUBMITTED

17-OCT-2025 01:18PM

PAPER ID

118638272



## **The Serial Mediation Role of Dividend Policy and Capital Structure in the Relationship Between Financial Flexibility and Financial Performance**

Nur Khusniyah Indrawati<sup>1</sup>, A Muhamad Jazuli<sup>2</sup>, Ranila Suciati<sup>3</sup>, Atmaya Fitra Alfathya<sup>4</sup>

<sup>1</sup>Universitas Brawijaya

<sup>2</sup>Universitas Brawijaya

<sup>3</sup>Universitas Brawijaya

<sup>4</sup>Universitas Brawijaya

### ABSTRACT

#### Article History:

Received: 22 July 2025

Revised: 28 Aug 2025

Published: 30 September 2025

#### Keywords:

Dividend Policy; Capital Structure; Financial Flexibility; Financial Performance

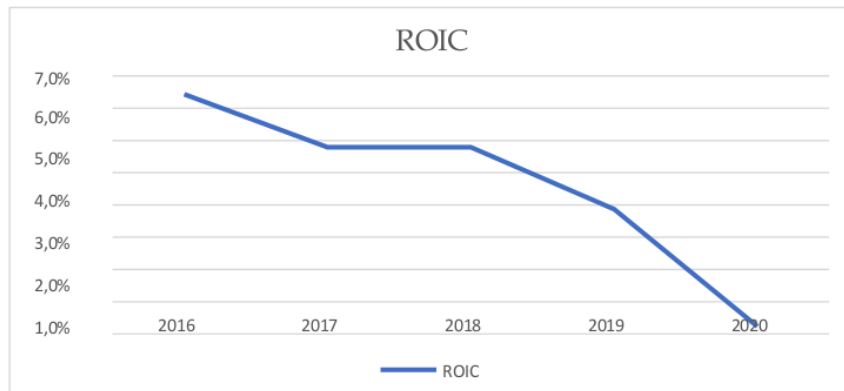
This research aimed to investigate the serial mediation role of dividend policy and capital structure in the relationship between financial flexibility and financial performance. The population of this research consists of property and real estate companies listed on the Indonesia Stock Exchange (IDX) over the 13 years (2010 to 2022). Purposive sampling was used. Based on the determined criteria, six companies were chosen as the sample of this research. Data were collected from financial reports on the IDX website to obtain proxies for each variable used. The data analysis used descriptive and inferential statistics, including Path Analysis and the Sobel test, to examine mediation. The results show that of the 10 proposed hypotheses, four are not significant: financial flexibility does not significantly affect financial performance, either directly or through capital structure, or through the serial mediation of dividend policy and capital structure. Financial flexibility also does not directly affect capital structure. This provides empirical evidence that managing cash holdings alone, as a risk-free asset, is insufficient to mitigate risk and improve financial performance, given that property and real estate companies require large capital expenditures due to their inherent characteristics.

### INTRODUCTION

The property industry in Indonesia has shown positive growth over the past few decades. This sector's growth is driven by rapid economic expansion and infrastructure development, shifts in public attitudes, and rising demand for housing and commercial facilities. As a leading sector, the property sector contributed 9.43% to GDP in the second quarter of 2023, and the real estate sector 2.40%. However, this

significant growth contrasts with the financial performance of property companies, as indicated by their Return on Investment Capital (ROIC), which has actually declined over several years, as visualized in Figure 1.

**Figure 1. ROIC of Property Companies**



Source: BEI, processed (2024)

This decline in financial performance is influenced by several factors, including financial flexibility, or the company's ability to obtain financing to fund investment opportunities and unexpected expenses that significantly impact company management decisions (Kumar & Alert, 2020); and the company's ability to prevent underinvestment and financial distress (Bonaimé, Öztekin, & Warr, 2014; Denis, 2011; Graham & Harvey, 2001). Financially flexible companies perform well and can raise external funds. Conversely, the less flexible a company's finances, the more vulnerable it is to declining cash flow. Financial flexibility is proxied by the level of basic cash holdings (Chen, Harford, & Lin, 2017; Hoberg, Phillips, & Prabhala, 2014). This is because cash is a company's financial resource that contributes to performance and the creation of long-term competitive advantage. Financial flexibility also significantly affects decisions on capital structure and dividend payments (Abdulkadir, Abdurraheem, & Siyanbola, 2017; Alipour, Mohammadi, & Derakhshan, 2015; Bancel, 2004; Brounen, Jong, & Koedijk, 2005).

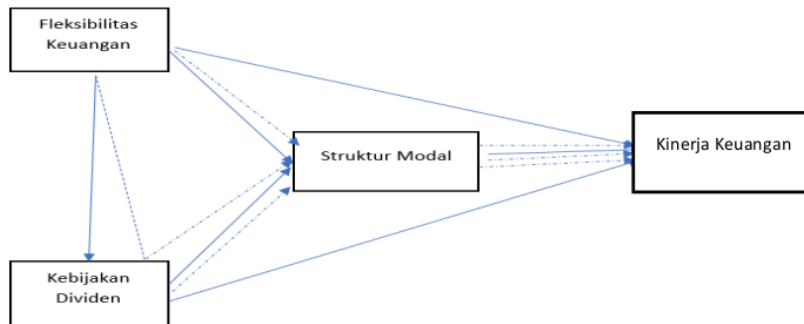
Previous research has yielded inconsistent results. Research by Almomani (2023), Choe, Kim, & Moon (2022), Ma & Jin (2016), Nouri & S.M. Jafari (2016), and Wu, Le, Shi, & Alkaraan (2024) found that financial flexibility positively affects

corporate performance. Meanwhile, research by Agha & Faff (2014), Byoun (2016), Cherkasova & Kuzmin (2018), and Gu & Yuan (2020) showed conflicting results. Kumar & Alert's (2020) study found that financial flexibility influences dividend policy. Izadinia, Saadatnia, & Hajiannejad (2021) also found that financial flexibility influences dividend policy, but in the opposite direction. Putri & Isbanah (2020) found that financial flexibility significantly influences capital structure. Conversely, Faulkender et al. (2006) and Clark (2010) found that financial flexibility does not significantly impact capital structure. Furthermore, Monono (2022) explained that dividends significantly influence capital structure. Furthermore, Narsaiah (2020), Nini, Patrisia, & Nurofik (2020), and Rao, Hamed, Al-Yahyaee, & Syed (2007) noted that capital structure has a significant negative effect on a company's financial performance. Meanwhile, a significant positive influence of capital structure on a company's financial performance is evident in the findings of Dinh & Pham (2020), Fosu (2013), Rajesh, Nanthini, Sivaranjani, Prakash, & Gokulanathan (2021), and Shyu (2013). Several previous studies have shown that dividend payout policy and capital structure can also affect a company's financial performance (Farukh & Asad, 2017; Kanakriyah, 2020; Khan, Naz, Khan, Khan, & Ahmad, 2013; Njoku & Lee, 2024; Wijekoon & Senevirathna, 2019; Yegon et al., 2014). Meanwhile, Nguyen et al. (2021) stated that dividend policy negatively affects financial performance. Research by Adeiza, Sabo, and Abiola (2020) found that the dividend payout ratio negatively affects financial performance but does not significantly affect corporate financial performance.

Inconsistencies in previous research findings provide an opportunity for further research related to the variables of financial flexibility and capital structure. Therefore, this study was conducted to investigate the impact of financial flexibility on financial performance through dividend policy and capital structure. Furthermore, this study also investigates the serial mediation role of dividend policy and capital structure. This is novel because existing research generally focuses only on direct effects (Almomani, 2023; Byoun, 2016; Cherkasova & Kuzmin, 2018; Choe et al., 2022; Gu & Yuan, 2020; Ma & Jin, 2016; Nouri & S.M. Jafari, 2016).

The research framework is explained in Figure 2:

**Figure 2. Framework of Thinking**



Source: Primary Data Processed, (2025)

This study proposes the following hypotheses:

- H1: Financial flexibility has a significant effect on financial performance
- H2: Financial flexibility has a significant effect on capital structure
- H3: Financial flexibility has a significant effect on dividend policy
- H4: Dividend policy has a significant effect on financial performance
- H5: Financial flexibility has a significant effect on financial performance through capital structure
- H6: Capital structure has a significant effect on financial performance
- H7: Financial flexibility has a significant effect on financial performance through capital structure
- H8: Financial flexibility has a significant effect on financial performance through dividend policy
- H9: Dividend policy has a significant effect on financial performance through capital structure
- H10: Financial flexibility has a significant effect on financial performance through the serial mediation of dividend policy and capital structure

## METHODS

This research is an explanatory study of property and real estate companies listed on the Indonesia Stock Exchange (IDX). The sample was drawn using a purposive sampling technique, with the following criteria: 1) Property and real estate companies listed on the IDX until 2022; 2) Property and real estate companies that were not delisted from the IDX during the study period; 3) Property and real estate

companies that provided complete data for the years 2010-2022, according to the proxy required for this study; 4) Companies that did not have negative retained earnings; and 5) Companies that distributed cash dividends during the study period. Companies that met all criteria were selected for the study sample; therefore, the sampling technique used was saturated (census) sampling.

This study utilized secondary data collected from the IDX website ([www.idx.id](http://www.idx.id)). Data analysis consisted of descriptive and inferential statistics. Path analysis was used to test for mediation.

The operational definitions of the variables in this study are explained as follows:

Financial Flexibility (X1) is the level of cash holdings as a risk-free asset to generate financial performance. Financial flexibility is measured using cash holdings, using the formula from Lie (2005):

$$\text{Basic Cash Holdings} = (\text{Cash} + \text{Short-term investment}) / \text{Total assets}$$

Dividend policy (X2) is the company's policy for distributing profits generated during a period as dividends to shareholders. The formula for measuring dividend policy follows Kamran, Lamrani, & Khalid (2019):

$$\text{Dividend Policy} = (\text{Cash dividends}) / (\text{Total net profit})$$

Capital structure (Z) is the source of financing chosen by the company to finance operational activities. The Debt-to-Equity Ratio is used as a proxy for capital structure.

The DER formula from Rovolis & Feidakis (2014):

$$\text{DER} = (\text{Total long-term debt}) / (\text{Total equity})$$

Company financial performance (Y) is a company's capability to generate profits from the use of capital invested in the company. Return on Investment Capital (ROIC) is chosen as a proxy to assess a company's financial performance. ROIC is formulated using the following formula (Qureshi & Siddiqui, 2021):

$$\text{ROIC} = (\text{Net income}) / (\text{shareholders' equity} + \text{short-term debt} + \text{long-term debt}) \times 100$$

Company size (control variable) refers to all assets owned by the company, measured using the formula from Kwaltomma, Enemali, Duna, & Ahmed (2019):  
Company size = Ln Total assets.

## RESULTS

The research subjects observed comprised six real estate and property companies in Indonesia, yielding a total of 178 observations. The data comes from the 2011 to 2023 Annual Reports, so this study uses panel data. The descriptive statistics are presented in Table 1:

**Table 1. Descriptive Test Results**

Variabel	N	Mean	SD	Min	Max
Fleksibilitas Keuangan	78	0.158	0.058	0.06	0.275
Kebijakan Dividen	78	0.204	0.092	0.03	0.43
Struktur Modal	78	0.749	0.435	0.22	1.74
Kinerja Keuangan	78	0.074	0.033	0.01	0.15
Ukuran Perusahaan	78	29.906	0.822	28.18	31.42

Source: Processed Research Data (2024)

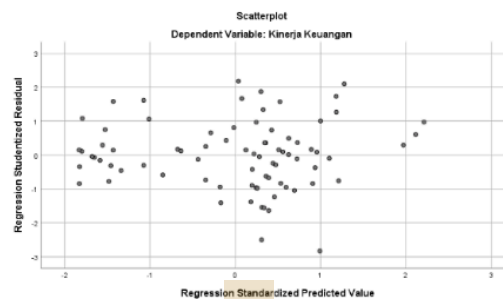
**Table 2. Normality Test Results**

Residual Variabel	p	Syarat	Ket.
Kinerja Keuangan	0.200	>0.05	Terpenuhi

Source: Processed Research Data (2024)

The residual normality test with the Kolmogorov-Smirnov statistic shows a p-value of 0.200 ( $p > 0.05$ ), indicating that the residuals are normally distributed.

**Figure 3. Heteroscedasticity**



Source: Processed Research Data (2024)

The results of the heteroscedasticity test indicate that no specific pattern was found, and that all plot points are randomly distributed, thus meeting the heteroscedasticity assumption.

## Multicollinearity Test

**Table 3. Multicollinearity Test**

This is an open access article under [CC-BY-SA](#) license.





Variabel	VIF	Syarat	Ket.
Fleksibilitas Keuangan	1.244	<10	Terpenuhi
Kebijakan Dividen	1.334	<10	Terpenuhi
Struktur Modal	1.471	<10	Terpenuhi
Ukuran Perusahaan	1.431	<10	Terpenuhi

Source: Processed Research Data (2024)

The multicollinearity test shows a VIF value of less than 10 ( $VIF < 10$ ), thus meeting the multicollinearity assumption.

### Autocorrelation Test

Table 4. Autocorrelation Test

Variabel	DW	dU	4-dU	Ket.
Kinerja Keuangan	2.007	1.741	2.259	Terpenuhi

Source: Processed Research Data (2024)

The Durbin-Watson autocorrelation test yielded a DW value of 2.007. This result indicates that the DW value lies between dU and 4-dU ( $dU < DW < 4-dU$ ), thus meeting the autocorrelation assumption.

### Path Test

The path test examined the effect of financial flexibility on financial performance, with dividend policy and capital structure as mediators. The test results are shown in Figure 4.

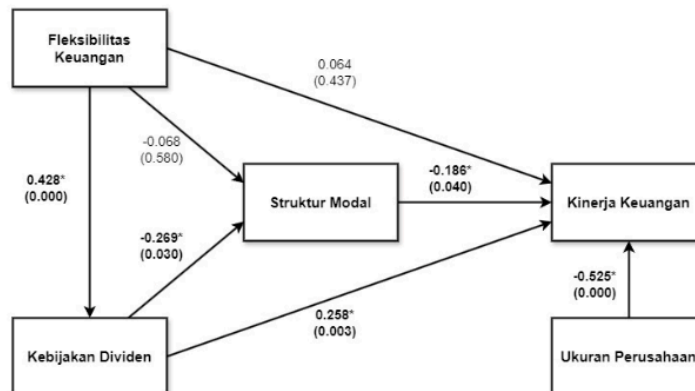


Figure 4. Path Diagram

Source: Processed Research Data (2024)

The results of the hypothesis testing are shown in Table 5:

This is an open access article under [CC-BY-SA](#) license.





**Table 5. Hypothesis Test Results**

No	Pengaruh	Koef. Jalur	t	p	Ket.
1	X1 → Y	0.064	0.781	0.437	Tidak
2	X1 → Z	-0.068	-0.556	0.580	Tidak
3	X1 → X2	0.428	4.132	0.000	Signifikan
4	X2 → Y	0.258	3.039	0.003	Signifikan
5	X2 → Z	-0.269	-2.213	0.030	Signifikan
6	Z → Y	-0.186	-2.087	0.040	Signifikan
7	X1 → Z → Y	0.013	0.489	0.626	Tidak
8	X1 → X2 → Y	0.110	2.397	0.019	Signifikan
9	X2 → Z → Y	-0.115	-2.276	0.026	Signifikan
10	X1 → X2 → Z → Y	0.021	1.465	0.147	Tidak

Source: Processed Research Data (2024)

The results and discussion of the hypothesis testing are outlined as follows:

### 1. The Effect of Financial Flexibility on Financial Performance

The findings indicate that financial flexibility has no strong effect on financial performance; thus, H1 is rejected. This finding contradicts previous findings (Almomani, 2023; Arslan-Ayaydin et al., 2014; Choe et al., 2022; Ma & Jin, 2016; Nouri & S.M. Jafari, 2016; Rapp et al., 2014; Wu et al., 2024) and is consistent with research (Agha & Faff, 2014; Byoun, 2016; Cherkasova & Kuzmin, 2018; Gu & Yuan, 2020; Meier et al., 2013). If a company has excessive cash, it can trigger excessive investment, which then takes a long time to generate expected returns. This has the potential to degrade a company's financial performance (Agha & Faff, 2014). Furthermore, Gu & Yuan (2020) explain that excessive cash reserves can lead to decreased performance. This means that the greater the cash reserves, the greater the potential for unproductive cash flow mismanagement.

Furthermore, companies in the property and real estate sector also have unique characteristics. This sector is classified as a multi-purpose sector (Lilia, Situmeang, Varawaty, & Hartanto, 2020) and generally uses bank loans as the primary source of funds (Purnamasari & Hendrawati, 2015). This sector also does not have high cash holdings (Meier et al., 2013). The small cash holdings in this sector are based on their ability to utilize assets such as land and buildings as collateral to obtain bank loans (Lilia et al., 2020). Therefore, financial flexibility is not a primary factor affecting financial performance. The results of this study also cannot confirm the RBT, particularly regarding physical assets (physical capital) in the form of cash, which is a crucial financial resource for a company to achieve competitive advantage and generate financial performance.

### 2. The Effect of Financial Flexibility on Capital Structure

The test results indicate that financial flexibility does not affect capital structure. Therefore, Hypothesis 2 is not proven correct. The property and real estate sector is also labor-intensive and capital-intensive (Detik Finance, 04/07/22). This means that this sector requires significant capital to support business activities and continue to grow. Therefore, companies in this sector must determine an appropriate capital structure. Although research by Alipour et al. (2015), Bancel (2004), Brounen et al. (2005), and Graham & Harvey (2001) suggests that financial flexibility is a determining factor in capital structure, this finding supports the findings of Faulkender et al. (2006) and Clark (2010). This explains that although financial flexibility is crucial, it is not a dominant factor in determining how a company finances its operational activities. Several factors influence a company's capital structure decisions, such as interest rates, banking policies, industry growth, project risk levels, and applicable regulations. The results of this study failed to confirm the RBT theory regarding the use of a company's internal resources, specifically cash as a component of physical capital.

### 3. The Effect of Financial Flexibility on Dividend Policy

The findings indicate that financial flexibility significantly influences dividend policy. Thus, Hypothesis 3 is confirmed. This finding indicates that financial flexibility also impacts decisions regarding dividend distribution (Nur, Mukhzarudfa, & Yudi, 2021). Financial flexibility influences dividend payment decisions and the amount of dividends paid (Abdulkadir et al., 2017). These findings also align with previous research (Kumar & Alert, 2020). With greater financial flexibility, companies can more easily adjust their dividend policies in response to market and financial conditions. According to Kumar & Alert (2020), a company with strong financial flexibility is more able to pay dividends. Conversely, if a company's cash flow is low, it may respond by reducing dividend payments. The results of this study confirm dividend policy theories, particularly "The Bird in the Hand" and Signaling Theory, which posit that dividends signal future cash flows and earnings.

### 4. The Effect of Dividend Policy on Financial Performance

The findings demonstrate that dividend policy significantly impacts financial performance. Therefore, Hypothesis 4 is confirmed. This finding aligns with previous research (Farrukh & Asad, 2017; Kanakriyah, 2020; Khan et al., 2013; Njoku & Lee, 2024; Wijekoon & Senevirathna, 2019; Yegon et al., 2014). High dividend payments are important to investors because they can be perceived as a positive signal of a company's financial well-being (Nguyen et al., 2021). Dividends can also determine shareholder well-being (Nur et al., 2021). Kanakriyah's (2020) research also indicates that dividend policy can impact stock market prices. With a consistent and profitable dividend policy, a company can enhance its positive

image and investor confidence. Increased investor confidence can drive increased stock demand. An increase will then follow this in the company's share price and financial performance. The results of this study confirm the performance theories used as indicators of business success, namely The Bird-in-the-Hand Theory and Signaling Theory, which state that companies that pay dividends are well-managed.

##### 5. The Effect of Dividend Policy on Capital Structure

The findings demonstrate that dividend policy significantly influences capital structure, thus confirming Hypothesis 5. This finding reinforces Monono's (2022) finding that dividend policy has a significant effect on the debt-to-equity ratio, dividend per share, and ROE. Through dividend policy, companies can determine the proportion of retained earnings and dividends. In some circumstances, companies do not always pay large dividends to their shareholders. Companies prefer to retain their profits and reinvest them rather than distribute them in large dividends (Nguyen et al., 2021). Retained earnings can be a source of internal capital that companies can utilize. This can alter the amount of debt and the composition of the capital structure. Furthermore, this study successfully confirmed the "Bird in the Hand Theory," which posits that investors prefer dividends to stock investments because dividends are more certain. Furthermore, this study confirmed the Trade-off Theory, which aligns with the characteristics of the property and real estate sector, whose financing policies tend toward higher debt than equity. This is evident from the descriptive analysis, which showed that, on average, 74.9% of the sample companies had a capital structure consisting solely of external debt.

##### 6. The Effect of Capital Structure on Financial Performance

The findings illustrate that capital structure has a strong influence on financial performance. Thus, H6 was confirmed. This finding supports previous research by Narsaiah (2020), Nini et al. (2020), and Rao et al. (2007). Initially, a company's low debt level can improve its performance by providing tax protection (Le & Phan, 2017). However, as debt levels increase, this can actually decrease company performance because the benefits of debt outweigh its costs. If a company's debt level increases, interest costs also increase. This high-interest cost can negatively impact a company's financial performance. Excessive debt also creates financial distress costs and higher agency costs between shareholders and creditors (Nini et al., 2020), which ultimately impact a company's financial performance. Furthermore, high levels of debt can increase a company's financial risk, erode investor confidence, depress stock prices, and ultimately affect financial performance.

This study demonstrates that capital structure theory, specifically the Trade-Off Theory, aligns with the characteristics of the property and real estate sector, which relies heavily on external debt financing to produce houses and other properties. This study also indicates that although the company pays cash dividends, the amount is very small, around 20.4%. Dividend payments, even though small, are still positively responded to by investors because they indicate a company's good performance. Therefore, this study also supports Signaling Theory.

#### 7. <sup>35</sup> The Effect of Financial Flexibility on Financial Performance with Capital Structure as a Mediator

The findings demonstrate that flexibility does not influence financial performance through capital structure. Therefore, Hypothesis 7 is rejected. This finding indicates that capital structure cannot bridge the gap between financial flexibility and financial performance. In this case, financial flexibility cannot influence capital structure, which, in turn, does not significantly affect <sup>71</sup> a company's financial performance. Financial flexibility <sup>7</sup> is not the most important factor influencing a company's capital structure. The capital structure of property and real estate companies is largely shaped by external conditions and the companies' own circumstances (Priyadi, 2023). Interest rates are a contributing external factor because when interest rates are high, the cost of debt increases (Priyadi, 2023). This is because <sup>7</sup> the capital structure of property and real estate companies relies more heavily on external sources of capital and does not require high cash flexibility. Therefore, the operational activities of property and real estate companies do not depend entirely on the existence of large amounts <sup>64</sup> of cash as a proxy for financial flexibility, but rather on the availability of substantial access to external funding sources.

<sup>54</sup> This result is also evident in the descriptive analysis, which shows that the highest capital structure for property and real estate companies was 1.74. Generally, this high capital structure negatively impacts company performance because increased debt results in high interest payments and reduces company profits. However, because property and real estate companies are capital-intensive, sound management will <sup>29</sup> improve their financial performance. This research confirms the financial flexibility theory, the trade-off theory, and the financial performance theory.

#### 8. The Effect of Financial Flexibility on Financial Performance with Dividend Policy as Mediator

The test results indicate a significant effect of financial flexibility on financial performance, with dividend policy as a mediator. Thus, Hypothesis 8 was confirmed. The



resulting mediation model exhibited full mediation. The results of this mediation test demonstrate that dividend policy can serve as an important mediator in the relationship between financial flexibility and financial performance. As a company's financial flexibility improves, it becomes easier to determine its dividend policy, which in turn can enhance its positive image and investor confidence. Dividend policy is also known to positively impact stock market prices (Kanakriyah, 2020), ultimately improving the company's financial performance. This finding successfully supports the Bird in the Hand Theory, which posits that investors prefer dividends. This means that when a company has high cash availability, it will be more able to pay dividends to its shareholders. In other words, the amount of dividends paid can be adjusted to the company's cash flow. Regular, large dividend payments can reflect strong company performance. Therefore, this finding also supports signaling theory.

#### 9. The Effect of Dividend Policy on Financial Performance with Capital Structure as the Mediator

The findings demonstrate that dividend policy has a strong impact on financial performance, with capital structure mediating this effect. Therefore, Hypothesis 9 is confirmed. The resulting mediation is partial. The results of this mediation test indicate that capital structure is a significant factor linking dividend policy to financial performance. Company profits can be distributed as dividends to shareholders or not distributed as retained earnings. Utilizing additional internal capital from retained earnings can change the amount of debt, thereby altering the composition of the company's capital structure. Conversely, if a company pays higher dividends, the remaining profits available for reinvestment decline, so the company may need to seek external funding, such as debt, to meet investment needs. This can lead to increased leverage and changes in the company's capital structure, which ultimately impact financial performance. These findings support the pecking order theory, which holds that companies prioritize using internal funds – retained earnings – rather than directly using external funds. A company's dividend policy influences the amount of retained earnings: when it reduces dividend payments, retained earnings increase; conversely, when it increases dividend payments, retained earnings decrease. This decision affects the company's capital structure, which, in turn, influences its performance.

#### 10. The Effect of Financial Flexibility on Financial Performance with Mediators of Dividend Policy and Capital Structure

The test results indicate no significant effect of financial flexibility on financial performance with serial mediators of dividend policy and capital structure. Therefore,

Hypothesis 10 is rejected. This finding confirms that dividend policy and capital structure are ineffective mediators of the effect of financial flexibility on financial performance. Although financial flexibility can facilitate companies' adjustments to their dividend policies, its impact on capital structure and financial performance is insignificant. This means that flexibility alone is not sufficient to reduce risk and achieve good financial performance. Furthermore, other factors are more important in influencing financial performance. This finding fails to support the RBT theory, which posits that the use of internal resources, such as cash, can drive strong performance and competitive advantage. However, research findings show that even with financial flexibility, it is insufficient to achieve significant financial performance through dividend policy and capital structure.

## CONCLUSION

Based on the research findings, four of the 10 proposed hypotheses were found to be insignificant. Financial flexibility did not significantly affect financial performance, either directly or through capital structure and dividend policy, or through a serial mediation of dividend policy and capital structure. Financial flexibility also had no direct effect on capital structure. This indicates that the financial performance of property and real estate companies cannot be determined solely by financial flexibility. While financial flexibility is important, it is not sufficient to mitigate risk and generate financial performance. This research provides practical implications for property and real estate companies seeking optimal financial performance, stating that they need to maintain financial flexibility and make appropriate capital structure and dividend decisions.

## BIBLIOGRAPHY

- Abdulkadir, R. I., Abdurraheem, A. A., & Siyanbola, A. A. (2017). Financial flexibility and dividend payout: Evidence from the Nigerian sector. *Osogbo Journal of Management*, 2(3), 9–17. Retrieved from <https://www.researchgate.net/publication/323225194>
- Adeiza, M. O., Sabo, A., & Abiola, M. A. (2020). Dividend payout effects on firm performance in the Nigerian oil and gas sector. *Open Journal of Social Sciences*, 8, 370–385. <https://doi.org/10.4236/jss.2020.87030>
- Agha, M., & Faff, R. (2014). An investigation of the asymmetric link between credit ratings and corporate financial decisions: "Flicking the switch" with financial flexibility. *Journal of Corporate Finance*, 29, 37–57. <https://doi.org/10.1016/j.jcorpfin.2014.08.003>
- Alipour, M., Mohammadi, M. F. S., & Derakhshan, H. (2015). Determinants of capital structure: An empirical study of firms in Iran. *International Journal of Law and Management*, 57(1), 53–83. <https://doi.org/10.1108/IJLMA-01-2013-0004>

- Almomani, T. M. (2023). Moderating effect of family ownership projects on the relationship between financial flexibility and financial performance: A case study on Jordan. *Journal of Southwest Jiaotong University*, 58(3), 803–812. <https://doi.org/10.35741/issn.0258-2724.58.3.67>
- Arslan-Ayaydin, Ö., Florackis, C., & Ozkan, A. (2014). Financial flexibility, corporate investment, and performance: Evidence from financial crises. *Review of Quantitative Finance and Accounting*, 42(2), 211–250. <https://doi.org/10.1007/s11156-012-0340-x>
- Bancel, F. (2004). Cross-country determinants of capital structure choice: A survey of European firms. *Financial Management*, 33(4), 103–132.
- Bhattacharya, S. (1979). Imperfect Information, Dividend Policy, and “The Bird in the Hand” Fallacy.” *The Bell Journal of Economics* 10 (1979): 259–270. *The Bell Journal of Economics*, 10, 259–270.
- Bonaimé, A. A., Öztekin, O., & Warr, R. S. (2014). Capital structure, equity mispricing, and stock repurchases. *Journal of Corporate Finance*, 26(C), 182–200. <https://doi.org/10.1016/j.jcorpfin.2014.03.007>
- Brigham, E. F., & Houston, J. F. (2019). *Fundamentals of financial management*. Cengage.
- Brounen, D., Jong, A. de, & Koedijk, K. (2005). Capital structure policies in Europe: Survey evidence. In *ERIM Report Series Research in Management* (Vol. 30). <https://doi.org/10.1016/j.jbankfin.2005.02.010>
- Budiarsyah, G. (2023). Do high costs in the capital structure contribute to the nexus between board gender and financial performance? *Journal of Applied Accounting and Taxation*, 8(1), 30–39.
- Byoun, S. (2016). Financial flexibility demand and corporate financial decisions. *Journal of Banking and Finance*, 30(5), 1409–1442. Retrieved from <https://ssrn.com/abstract=2817972>
- Chen, T., Harford, J., & Lin, C. (2017). Financial flexibility and corporate cash policy. Hong Kong Institute for Monetary Research. Retrieved from <https://ssrn.com/abstract=2938306><https://ssrn.com/abstract=2938306>
- Cherkasova, V., & Kuzmin, E. (2018). Financial flexibility as an investment efficiency factor in asian companies. *Gadjah Mada International Journal of Business*, 20(2), 137–164. Retrieved from <http://journal.ugm.ac.id/gamaijb>
- Choe, H., Kim, Y., & Moon, S. (2022). The effect of labor flexibility on financial performance in Korea: The moderating effect of labor relations climate. *Sustainability*, 14(4), 1–13. <https://doi.org/10.3390/su14042121>
- Clark, B. (2010). The impact of financial flexibility on capital structure decisions: Some empirical evidence. In *SSRN Electronic Journal*. <https://doi.org/https://doi.org/10.2139/ssrn.1499497>
- Denis, D. J. (2011). Financial flexibility and corporate liquidity. *Journal of Corporate Finance*,



- 17(3), 667–674. <https://doi.org/10.1016/j.jcorpfin.2011.03.006>
- Dinh, H. T., & Pham, C. D. (2020). The effect of capital structure on the financial performance of Vietnamese-listed pharmaceutical enterprises. *Journal of Asian Finance, Economics and Business*, 7(9), 329–340. <https://doi.org/10.13106/JAFEB.2020.VOL7.NO9.329>
- Fahlenbrach, R., Rageth, K., & Stulz, R. M. (2021). How valuable is financial flexibility when revenue stops? Evidence from the COVID-19 crisis. *The Review of Financial Studies*, 34(11), 5474–5521.
- Farrukh, W., & Asad, M. (2017). The determinants of capital structure: A study on cement sector of Pakistan. *International Journal of Management Sciences and Business Research*, 6(2), 16–26. Retrieved from <https://ssrn.com/abstract=2929210><http://www.ijmsbr.com>
- Faulkender, M., Wang, R., Benzoni, L., Campello, M., Garvey, G., Goldstein, R., ... Stambaugh, R. (2006). Corporate financial policy and the value of cash. *The Journal of Finance*, 61(4), 1957–1990.
- Fosu, S. (2013). Capital structure, product market competition and firm performance: Evidence from South Africa. *Quarterly Review of Economics and Finance*, 53(2), 140–151. <https://doi.org/10.1016/j.qref.2013.02.004>
- Graham, J. R., & Harvey, C. R. (2001). The theory and practice of corporate finance: evidence from the field. *Journal of Financial Economics*, 60(2–3), 187–243. Retrieved from <http://www.duke.edu/~charvey/Research/indexr.htm>.
- Gu, Y., & Yuan, F. (2020). Internal control, financial flexibility and corporate performance - Based on empirical analysis of listed companies in information Technology industry. *Journal of Physics: Conference Series*, 1607(1). Institute of Physics Publishing. <https://doi.org/10.1088/1742-6596/1607/1/012118>
- Izadinia, N., Saadatnia, A., & Hajiannejad, A. (2021). The effect of the value of financial flexibility on dividend policies in listed companies on the Tehran Stock Exchange. *Journal of Financial Accounting Research*, 12(4), 1–13. <https://doi.org/10.22108/far.2021.122595.1627>
- Kamran, K., Lamrani, H. C., & Khalid, S. (2019). The impact of dividend policy on firm performance: A case study of the industrial sector. *Risk Governance and Control: Financial Markets and Institutions*, 9(3), 23–31. <https://doi.org/10.22495/rgcv9i3p2>
- Kanakriyah, R. (2020). Dividend policy and companies' financial performance. *Journal of Asian Finance, Economics and Business*, 7(10), 531–541. <https://doi.org/10.13106/jafeb.2020.vol7.no10.531>
- Khan, W., Naz, A., Khan, M., Khan, W. K. Q., & Ahmad, S. (2013). The impact of capital structure and financial performance on stock returns "A case of pakistan textile industry." *Middle East Journal of Scientific Research*, 16(2), 289–295. <https://doi.org/10.5829/idosi.mejsr.2013.16.02.11553>
- Kumar, A., & Alert, C. V. (2020). The effect of financial flexibility on payout policy. *Journal of Financial and Quantitative Analysis*, 55(1), 263–289.

<https://doi.org/10.1017/S002210901800114X>

- Kwaltommai, A. S., Enemali, M. I., Duna, J., & Ahmed, A. (2019). Firm characteristics and financial performance of consumer goods firms in Nigeria. *Scholars Bulletin*, 05(12), 743–752. <https://doi.org/10.36348/sb.2019.v05i12.008>
- Le, T. P. V., & Phan, T. B. N. (2017). Capital structure and firm performance: Empirical evidence from a small transition country. *Research in International Business and Finance*, 42, 710–726. <https://doi.org/10.1016/j.ribaf.2017.07.012>
- Lie, E. (2005). Financial flexibility, performance, and the corporate payout choice. *Journal of Business*, 78(6), 2179–2203. <https://doi.org/10.1086/497043>
- Lilia, W., Situmeang, S. I. L., Varawaty, & Hartatnto, D. (2020). Pengaruh Profitabilitas, Likuiditas, Ukuran Perusahaan terhadap Struktur Modal Perusahaan Property dan Real Estate yang terdaftar di BEI. *Owner Riset & Jurnal Akuntansi*, 4(2), 627–639. <https://doi.org/https://doi.org/10.33395/owner.v4i1.259>
- Ma, C.-A., & Jin, Y. (2016). What drives the relationship between financial flexibility and firm performance: Investment scale or investment efficiency? Evidence from China. *Emerging Markets Finance and Trade*, 52(9), 2043–2055. <https://doi.org/10.1080/1540496X.2015.1098036>
- Meier, I., Bozec, Y., & Laurin, C. (2013). Financial flexibility and the performance during the recent financial crisis. *International Journal of Commerce and Management*, 23(2), 79–96. <https://doi.org/10.1108/10569211311324894>
- Modigliani, F., & Miller, M. H. (1958). The cost of capital, corporation finance and the theory of investment. *American Economic Review*, 48(3), 261–297.
- Modigliani, F., & Miller, M. H. (1963). Corporate income taxes and the cost of capital: A correction. *American Economic Review*, 27(3), 433–443.
- Monono, O. E. (2022). The effects of dividend policy on the capital structure. *IQ Research Journal*, 001(12), 1–20. Retrieved from [www.iqresearchjournal.com](http://www.iqresearchjournal.com)
- Myers, S., & Majluf, N. S. (1984). Corporate financing and investment decisions when firms have information that investors do not. *Journal of Finance Economics*, 13, 187–221.
- Narsaiah, N. (2020). Does capital structure impact on financial performance: Evidence from India. *Academy of Accounting and Financial Studies Journal*, 24(6), 1–19.
- Nguyen, A. H., Pham, C. D., Doan, N. T., Ta, T. T., Nguyen, H. T., & Truong, T. Van. (2021). The effect of dividend payment on firm's financial performance: An empirical study of Vietnam. *Journal of Risk and Financial Management*, 14(8), 1–11. <https://doi.org/10.3390/jrfm14080353>
- Nini, Patrisia, D., & Nurofik, A. (2020). The effect of capital structure on company financial performance. *Jurnal Economica*, 16(2), 173–183. Retrieved from <https://journal.uny.ac.id/index.php/economia>
- Njoku, O. E., & Lee, Y. (2024). Revisiting the effect of dividend policy on firm performance and

- value: Empirical evidence from the Korean Market. *International Journal of Financial Studies*, 12(22), 1–35. <https://doi.org/10.3390/ijfs12010022>
- Nouri, M., & S.M. Jafari. (2016). The impact of financial flexibility on investment efficiency (over-investment and under-investment) with respect to managerial ownership in the firms listed in Tehran Stock Exchange. *ICP Business, Economics and Finance*, 3(2), 18–22.
- Nur, E., Mukhzarudfa, & Yudi. (2021). Determinan Kepemilikan Asing, Kepemilikan Manajerial, Kebijakan Hutang, dan Kebijakan Dividen terhadap Kinerja Keuangan. *Jurnal Akuntansi Dan Keuangan Universitas Jambi*, 6, 45–60.
- Nusair, K., Al-Azri, H. I., Alfarhan, U. F., Al-Muharrami, S., & Nikhashemi, S. R. (2022). Strategic capabilities and firm performance in Omani manufacturing and service SMEs. *Journal of Entrepreneurship in Emerging Economies*, 14(6), 1118–1142. <https://doi.org/10.1108/JEEE-12-2020-0460>
- Penrose, E. T. (1959). *The Theory of the Growth of the Firm*. New York: Oxford University Press.
- Priyadi, A. D. A. (2023). Determinan Struktur Modal Perusahaan Industri Properti dan Real Estate yang Terdaftar di Bursa Efek Indonesia dengan Ukuran Perusahaan sebagai Variabel Moderasi. *Equator Journal of Management and Entrepreneurship (EJME)*, 11(01), 056–069. <https://doi.org/10.26418/ejme.v11i01.58527>
- Purnamasari, I., & Hendrawati, E. (2015). Faktor-Faktor yang Mempengaruhi Struktur Modal pada Perusahaan Property dan Real Estate yang Terdaftar di Bursa Efek Indonesia. 13(1), 62–96.
- Putri, R. A., & Isbanah, Y. (2020). Faktor-faktor yang memengaruhi keputusan investasi pada investor saham di Surabaya. *Jurnal Ilmu Manajemen*, 8(1), 197–209.
- Putri, R. L., & Willim, A. P. (2023). Analysis of the effect of assets structure, earning volatility and financial flexibility on capital structure in consumer goods industry sector companies on the Indonesia stock exchange. *LBS Journal of Management & Research*. <https://doi.org/10.1108/lbsjmr-11-2022-0069>
- Qureshi, M. J., & Siddiqui, D. A. (2021). The effect of intangible assets on financial performance, financial policies, and market value of technology firms: A global comparative analysis. *Asian Journal of Finance & Accounting*, 12(1), 26–57. <https://doi.org/10.5296/ajfa.v12i1.16655>
- Rajesh, G. A., Nanthini, M., Sivaranjani, P., Prakash, P., & Gokulanathan, S. (2021). Impact of capital structure on financial performance of small finance banks. *International Journal of Mechanical Engineering*, 6, 753–757.
- Rao, N. V, Hamed, K., Al-Yahyaee, M., & Syed, L. A. M. (2007). Capital structure and financial performance: Evidence from Oman. *Indian Journal of Economics & Business*, 6(1), 1–14.
- Rapp, M. S., Schmid, T., & Urban, D. (2014). The value of financial flexibility and corporate financial policy. *Journal of Corporate Finance*, 29(C), 288–302.

<https://doi.org/10.1016/j.jcorpfin.2014.08.004>

- Rovolis, A., & Feidakis, A. (2014). Evaluating the impact of economic factors on REITs' capital structure around the world. *Journal of Property Investment and Finance*, 32(1), 5–20. <https://doi.org/10.1108/JPIF-08-2013-0050>
- Shyu, J. (2013). Ownership structure, capital structure, and performance of group affiliation: Evidence from Taiwanese group-affiliated firms. *Managerial Finance*, 39(4), 404–420. <https://doi.org/10.1108/03074351311306210>
- Wijekoon, & Senevirathna. (2019). Impact of dividend policy on firm performance evidence from listed companies in Colombo Stock Exchange. *Global Scientific Journals*, 1(5), 225–239. Retrieved from [www.globalscientificjournal.com](http://www.globalscientificjournal.com)
- Wu, W., Le, C., Shi, Y., & Alkaraan, F. (2024). The influence of financial flexibility on firm performance: the moderating effects of investment efficiency and investment scale. *Journal of Applied Accounting Research*. <https://doi.org/10.1108/JAAR-07-2023-0192>
- Yegon, C., Cheruiyot, J., Sang, J., Cheruiyot, P., Kirui, J., & Rotich, J. (2014). The effects of capital structure on firm's profitability: Evidence from Kenya's banking sector. *Research Journal of Finance and Accounting*, 5(12), 181–188. Retrieved from [www.iiste.org](http://www.iiste.org)

# 16%

SIMILARITY INDEX

### PRIMARY SOURCES

1	<a href="http://www.fastercapital.com">www.fastercapital.com</a> Internet	31 words — 1%
2	<a href="http://fastercapital.com">fastercapital.com</a> Internet	29 words — 1%
3	<a href="http://www.mdpi.com">www.mdpi.com</a> Internet	27 words — 1%
4	<a href="http://www.prin.or.id">www.prin.or.id</a> Internet	24 words — < 1%
5	<a href="http://openlibrarypublications.telkomuniversity.ac.id">openlibrarypublications.telkomuniversity.ac.id</a> Internet	21 words — < 1%
6	<a href="http://www.abacademies.org">www.abacademies.org</a> Internet	20 words — < 1%
7	<a href="http://ibtpi.pelitaindonesia.ac.id">ibtpi.pelitaindonesia.ac.id</a> Internet	18 words — < 1%
8	<a href="http://ir.kabarak.ac.ke">ir.kabarak.ac.ke</a> Internet	18 words — < 1%
9	<a href="http://biopen.bi.no">biopen.bi.no</a> Internet	16 words — < 1%
10	<a href="http://www.scribd.com">www.scribd.com</a> Internet	16 words — < 1%

11	<a href="http://ijsmr.in">ijsmr.in</a> Internet	14 words — < 1 %
12	<a href="http://jurnal.narotama.ac.id">jurnal.narotama.ac.id</a> Internet	14 words — < 1 %
13	<a href="http://www.owner.polgan.ac.id">www.owner.polgan.ac.id</a> Internet	14 words — < 1 %
14	<a href="http://acikerisim.selcuk.edu.tr">acikerisim.selcuk.edu.tr</a> Internet	13 words — < 1 %
15	<a href="http://syariah.jurnalikhac.ac.id">syariah.jurnalikhac.ac.id</a> Internet	13 words — < 1 %
16	<a href="http://univendspace.univen.ac.za">univendspace.univen.ac.za</a> Internet	13 words — < 1 %
17	Ali M. Al-attar, Husni K. Al-Shattarat, Aziz N. Yusuf. "The effects of contextual factors on disaggregated earnings in explaining dividend changes in Jordanian firms", International Journal of Commerce and Management, 2015 Crossref	12 words — < 1 %
18	Arim Nasim, Juliana Juliana, Hafiz Ruzain, Aam Selamet Rusydiana, Iman Sidik Nusannas, Muhamad Abduh. "The impact of the Islamic performance index on the financial performance of Indonesian Islamic banks", Journal of Islamic Accounting and Business Research, 2025 Crossref	12 words — < 1 %
19	Hanin Suleiman Alqam, Mohammad Rezaur Razzak, Alexandre Anatolievich Bachkirov. "Driving SME success through digital readiness and dynamic capabilities in propelling business process digitalization and	12 words — < 1 %

20	<a href="http://journal.pascasarjana-unpas.web.id">journal.pascasarjana-unpas.web.id</a> Internet	12 words — < 1 %
21	<a href="http://koreascience.or.kr">koreascience.or.kr</a> Internet	11 words — < 1 %
22	<a href="http://osogbojournalofmanagement.com">osogbojournalofmanagement.com</a> Internet	11 words — < 1 %
23	<a href="http://ujcontent.uj.ac.za">ujcontent.uj.ac.za</a> Internet	11 words — < 1 %
24	Osama El-Ansary, Hatem Fouad Hamza. "The underlying mechanisms of the relationships between corporate financial policies and firm value: flexibility and agency theory perspectives", Asia-Pacific Journal of Business Administration, 2022 Crossref	10 words — < 1 %
25	<a href="http://ojs.jdss.org.pk">ojs.jdss.org.pk</a> Internet	10 words — < 1 %
26	<a href="http://ojs.unik-kediri.ac.id">ojs.unik-kediri.ac.id</a> Internet	10 words — < 1 %
27	<a href="http://reaksi.ub.ac.id">reaksi.ub.ac.id</a> Internet	10 words — < 1 %
28	<a href="http://www.rajournals.in">www.rajournals.in</a> Internet	10 words — < 1 %
29	<a href="http://d-nb.info">d-nb.info</a> Internet	9 words — < 1 %
30	<a href="http://docplayer.info">docplayer.info</a> Internet	9 words — < 1 %



31	<a href="http://ejournal.itbwigalumajang.ac.id">ejournal.itbwigalumajang.ac.id</a> Internet	9 words — < 1 %
32	<a href="http://etheses.bham.ac.uk">etheses.bham.ac.uk</a> Internet	9 words — < 1 %
33	<a href="http://hrmars.com">hrmars.com</a> Internet	9 words — < 1 %
34	<a href="http://ijar.alzahra.ac.ir">ijar.alzahra.ac.ir</a> Internet	9 words — < 1 %
35	<a href="http://jurnal.untag-sby.ac.id">jurnal.untag-sby.ac.id</a> Internet	9 words — < 1 %
36	<a href="http://ojs.kalbis.ac.id">ojs.kalbis.ac.id</a> Internet	9 words — < 1 %
37	<a href="http://ouci.dntb.gov.ua">ouci.dntb.gov.ua</a> Internet	9 words — < 1 %
38	<a href="http://rajpub.com">rajpub.com</a> Internet	9 words — < 1 %
39	<a href="http://www.ijrrjournal.com">www.ijrrjournal.com</a> Internet	9 words — < 1 %
40	<a href="http://www.professionsfinancieres.com">www.professionsfinancieres.com</a> Internet	9 words — < 1 %
41	<a href="http://www.strategicjournals.com">www.strategicjournals.com</a> Internet	9 words — < 1 %
42	"Nudging Green: Behavioral Economics and Environmental Sustainability", Springer Science and Business Media LLC, 2024 Crossref	8 words — < 1 %

43	<a href="#">1library.net</a> Internet	8 words — < 1 %
44	Ahsanullah Barakzai, Hatice DOĞUKANLI. "Impact of Capital Structure on Firms Performance: Evidence From Sample Nests Emerging Countries", Journal of Social Sciences and Humanities, 2025 Crossref	8 words — < 1 %
45	Harmono Harmono, Sugeng Haryanto, Grahita Chandrarin, Prihat Assih. "Financial Performance and Ownership Structure: Influence on Firm Value Through Leverage", Emerald, 2023 Crossref	8 words — < 1 %
46	Indah Lia Puspita, Riska Putri Sabrina. "Factors Affecting Audit Report Lag in Property And Real Estate Companies On The IDX 2017-2021", eCo-Buss, 2024 Crossref	8 words — < 1 %
47	Ishwar Singh Darji, Suman Dahiya. "Financial performance of the textile industry in India: the case of Haryana", Research Journal of Textile and Apparel, 2021 Crossref	8 words — < 1 %
48	<a href="#">ari.uitm.edu.my</a> Internet	8 words — < 1 %
49	<a href="#">businessperspectives.org</a> Internet	8 words — < 1 %
50	<a href="#">cajitmf.centralasianstudies.org</a> Internet	8 words — < 1 %
51	<a href="#">ebin.pub</a> Internet	8 words — < 1 %
52	<a href="#">ejbe.org</a> Internet	8 words — < 1 %

53	<a href="http://erepository.uonbi.ac.ke">erepository.uonbi.ac.ke</a> Internet	8 words — < 1 %
54	<a href="http://etd.uum.edu.my">etd.uum.edu.my</a> Internet	8 words — < 1 %
55	<a href="http://journal.podomorouniversity.ac.id">journal.podomorouniversity.ac.id</a> Internet	8 words — < 1 %
56	<a href="http://link.springer.com">link.springer.com</a> Internet	8 words — < 1 %
57	<a href="http://publications.ud.ac.ae">publications.ud.ac.ae</a> Internet	8 words — < 1 %
58	<a href="http://web.fcms.kln.ac.lk">web.fcms.kln.ac.lk</a> Internet	8 words — < 1 %
59	<a href="http://www.econstor.eu">www.econstor.eu</a> Internet	8 words — < 1 %
60	<a href="http://www.emerald.com">www.emerald.com</a> Internet	8 words — < 1 %
61	<a href="http://www.scilit.net">www.scilit.net</a> Internet	8 words — < 1 %
62	Anshu Agrawal. "Modified Total Interpretive Structural Model of Corporate Financial Flexibility", Global Journal of Flexible Systems Management, 2020 Crossref	7 words — < 1 %
63	Herna Deswarti, Freddy Herdian, Muhammad Akbar, Nuriatullah. "The Effect of Company Size and Funding Policy on Profitability in the Property Industry on the Indonesia Stock Exchange", Jurnal Ilmu Perbankan dan Keuangan Syariah, 2025 Crossref	7 words — < 1 %

64 Iwan Meier, Yves Bozec, Claude Laurin. "Financial flexibility and the performance during the recent financial crisis", International Journal of Commerce and Management, 2013

7 words — < 1%

Crossref

65 Sri Mangesti Rahayu, Suhadak, Muhammad Saifi. "The reciprocal relationship between profitability and capital structure and its impacts on the corporate values of manufacturing companies in Indonesia", International Journal of Productivity and Performance Management, 2019

7 words — < 1%

Crossref

66 Zakharia Sabatian, Francis M. Hutabarat. "THE EFFECT OF FRAUD TRIANGLE IN DETECTING FINANCIAL STATEMENT FRAUD", Jurnal Akuntansi, 2020

7 words — < 1%

Crossref

67 B.H.V. Mendis, M.R.P. Wijesinghe. "Dividend Payout and Firm Performance: Evidence from a Frontier Market", Journal of Business and Technology, 2021

6 words — < 1%

Crossref

68 Ching-Hsiang Chao, Chih-Jen Huang. "Firm performance following actual share repurchases: Effects of investment crowding out and financial flexibility", Pacific-Basin Finance Journal, 2022

6 words — < 1%

Crossref

69 Clement Olatunji Olaoye, Olufemi Dadeipo Adesina. "Capital Structure and Financial Performance of Manufacturing Companies in Nigeria", Journal of Applied And Theoretical Social Sciences, 2022

6 words — < 1%

Crossref

70 Dipendra Karki, Shishir Gautam. "The Quest for Optimal Capital Structure", Journal of Development and Administrative Studies, 2021

6 words — < 1%

Crossref

---

71 Guillermo L. Dumrauf. "Business Valuation - Real-World Applications in Emerging Markets", Routledge, 2025  
Publications 6 words — < 1%

---

72 Syahyono Syahyono, Siska Diah Astuti, Salsabilla Putri Lunita Assyiffa Zahra, Uswatun Hasanah, M. Rizqy Pratama Hardian. "THE IMPACT OF DYNAMIC CAPABILITY AND KNOWLEDGE SHARING OF CONSUMER PERCEPTION ON BUSINESS PERFORMANCE IN INDONESIAN INDUSTRY: A CASE STUDY OF ICED TEA DRINKS", Jurnal Review Pendidikan dan Pengajaran, 2025  
Crossref 6 words — < 1%

---

73 Vahab Rostami, Leyla Rezaei. "The effect of competition in the product market and financial flexibility on business strategy", Journal of Facilities Management, 2021  
Crossref 6 words — < 1%

---

EXCLUDE QUOTES ON  
EXCLUDE BIBLIOGRAPHY ON

EXCLUDE SOURCES OFF  
EXCLUDE MATCHES OFF